



## INSIGNUM 3000 Label



### Description

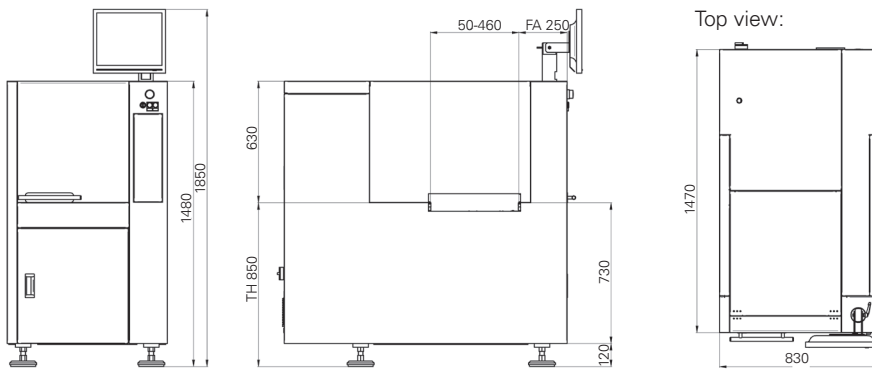
The Label applicator, INSIGNUM 3000 Label, consists of a servo driven X/Y axle, a rotating application head and a conveyor with positioning mechanism to pick up and place the PCBs. The PCB is transferred with a conveyor into the application area. The X/Y axle moves the application head to the printer, a label is taken and then applied to the PCB. After the application process the PCB is released and then transferred to the following unit.

### Features

- \_ PC controlled unit
- \_ Windows operator guidance
- \_ High performance servo drive
- \_ Printer slides out for easy maintenance
- \_ For barcodes and data matrix labels
- \_ Thermal transfer printer

### Options

- \_ Offline programming
- \_ Rotating applicator head  $\pm 360^\circ$
- \_ Print control possible after application
- \_ Database integration possible
- \_ Traceability
- \_ Optical correction unit: CCD camera
- \_ Tool changing system
- \_ Second thermal transfer printer



## INSIGNUM 3000 Label

### Machine configuration

Transport height	850 mm ± 50 mm
Max. transport width	<b>460 mm</b>
Interface	Siemens, SMEMA
Transfer direction	From left to right/from right to left
Operating side	Front of the machine
Fixed rail	Front of the machine

### Panel dimensions

Panel length	70 to 508 mm
Panel width	50 to 460 mm
Panel thickness	0.8 to 4.0 mm
Panel weight	to 3 kg

### Installation requirements

Power supply	230V/115V, 50/60 Hz, ± 10 %
Power supply system	L1 + N + PE
Power consumption	0.69 kW
Air supply	6 bar
Air consumption	<10 NI/min

### Machine description

Length × width × height	830 × 1470 × 1480 mm
Repeatability without camera	± 0.5 mm
Repeatability with camera	± 0.25 mm
Weight	Approx. 553 kg
Noise level	< 75 dB

### Upgrades

Machine networking via IC Net