



VEGO BUL 04



Description

The Line Unloader BUL 04 is used to automatically unload PCB's from an SMT-production line into magazines. It is equipped with an automatic magazine change for a continuing production process. It can easily be adapted to any magazine size. 3 to 5 magazines can be loaded in a row.

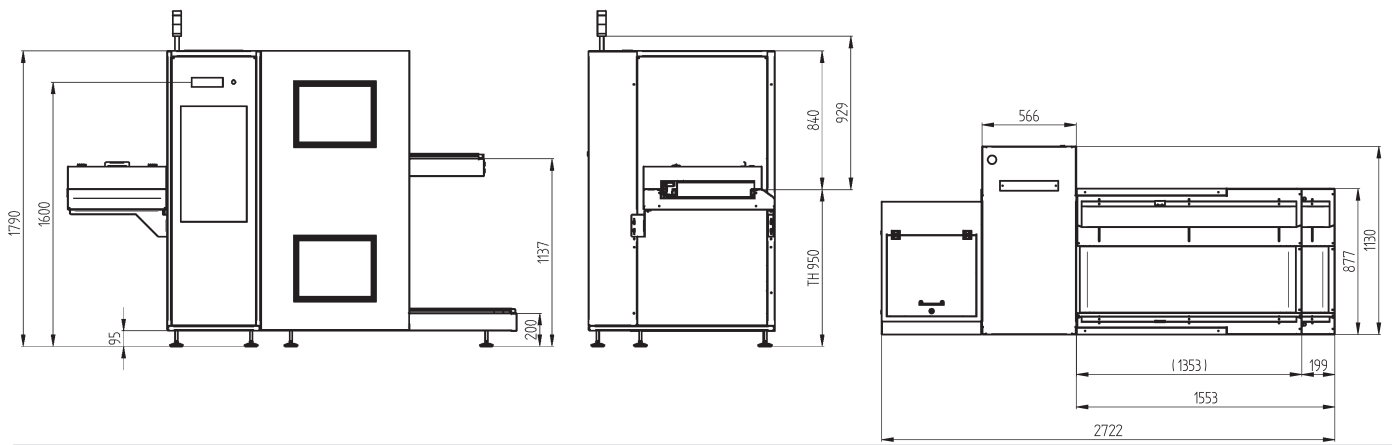
The machine consists of a loading and unloading conveyor for magazines, a lifting axis with a magazine platform and an inlet conveyor with electrically-driven pusher. Arriving PCB's are taken over onto the inlet conveyor and then into the magazine. The electrically-driven pusher pushes the PCB completely into the magazine.

Features

- _ Electrical pusher with adjustable force limiter
- _ Automatic magazine change with pneumatic magazine clamping at bottom and top
- _ Variable magazine size
- _ Loading and unloading buffer on top of each other
- _ LCD control panel
- _ Single-color signal lamp and horn
- _ SMEMA Interface
- _ Anti-static conveyor belts

Options

- _ Transport height 850 mm \pm 50 mm
- _ Transport direction from right to left
- _ Electrical width adjustment
- _ Automatic width adjustment



VEGO BUL 04

Machine Configuration

Transport height	950 mm ± 50 mm
Max. transport width	460 mm
Interface	SMEMA
Transfer direction	from left to right
Operating side	Front of the machine
Fixed rail	Front of the machine

Magazine Size

Magazine length	535 mm
Magazine width	530 mm
Magazine height	568 mm
Slot spacing	5- 20 mm
Buffer spacing	1- 50 Slots
Single Magazine weight	30 kg
Magazine quantity	5 Magazines Magazine-length 355 mm (4 on transition belt) 4 Magazines Magazine-length 420 mm (3 on transition belt) 3 Magazines Magazine-length 535 mm (2 on transition belt)

Panel Dimensions

Panel length	70 to 460 mm
Panel width	50 to 460 mm
Panel thickness	0.8 to 4.5 mm
Component clearance	± 40 mm
Panel weight	to 3 kg

Installation Requirements

Power supply	230 V / 115 V, 50 / 60 Hz, ± 10%
Power supply system	L1 + N + PE
Power consumption	0,3 kW
Air supply	6 bar
Air consumption	5 NI/min

Machine Description

Length x Width x Height	2720 x 1130 x 1800 mm
Netto weight	390 kg
Noise Level	< 75 dB

Upgrades

Additional interface protocol
Automatic width adjustment
Machine networking via IC Net

**ASYS
GROUP**

ASYS Automatisierungssysteme GmbH
Benzstrasse 10,
89160 Dornstadt, Germany
Tel (+49) 7348 9855 0
Fax (+49) 7348 9855 91
info@asys.de

For more information visit
www.asys-group.com

Subject to change without notice.
Some general descriptions and performance characteristics may not be applicable to all products. Technical specifications are subject to change without notice. Only features and technical data provided in purchasing contract are legally binding.

Printed in Germany