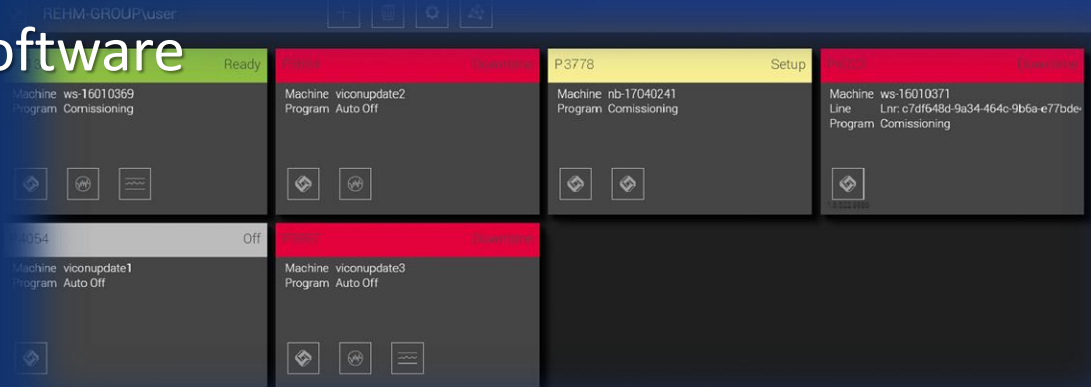




THERMAL SYSTEMS



ViCON Vision Connect New system software



ViCON Connect

Come creare la rete ottimale dei tuoi macchinari

- RehmViCON Connect offre una panoramica di tutti i macchinari Rehm nella vostra rete aziendale
- Accesso ovunque
- Preparare l'operazione da una workstation remota
- Funzionamento efficace per una produzione efficiente
- Strumenti di analisi integrati
- Accesso diretto alla struttura

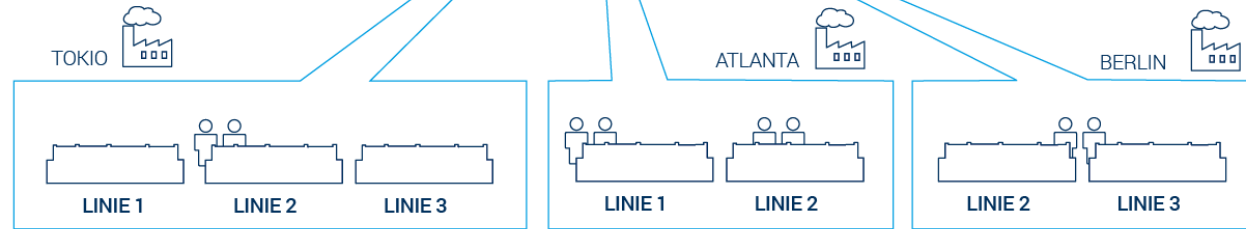
How to create the optimal network of your Rehm machinery

- ViCON Connect offers an overview of the whole Rehm machinery in your company network
- Access from everywhere
- Prepare operation from a remote workstation
- Effective operation for efficient production
- Integrated analysis tools
- Direct facility access



ViCON Connect

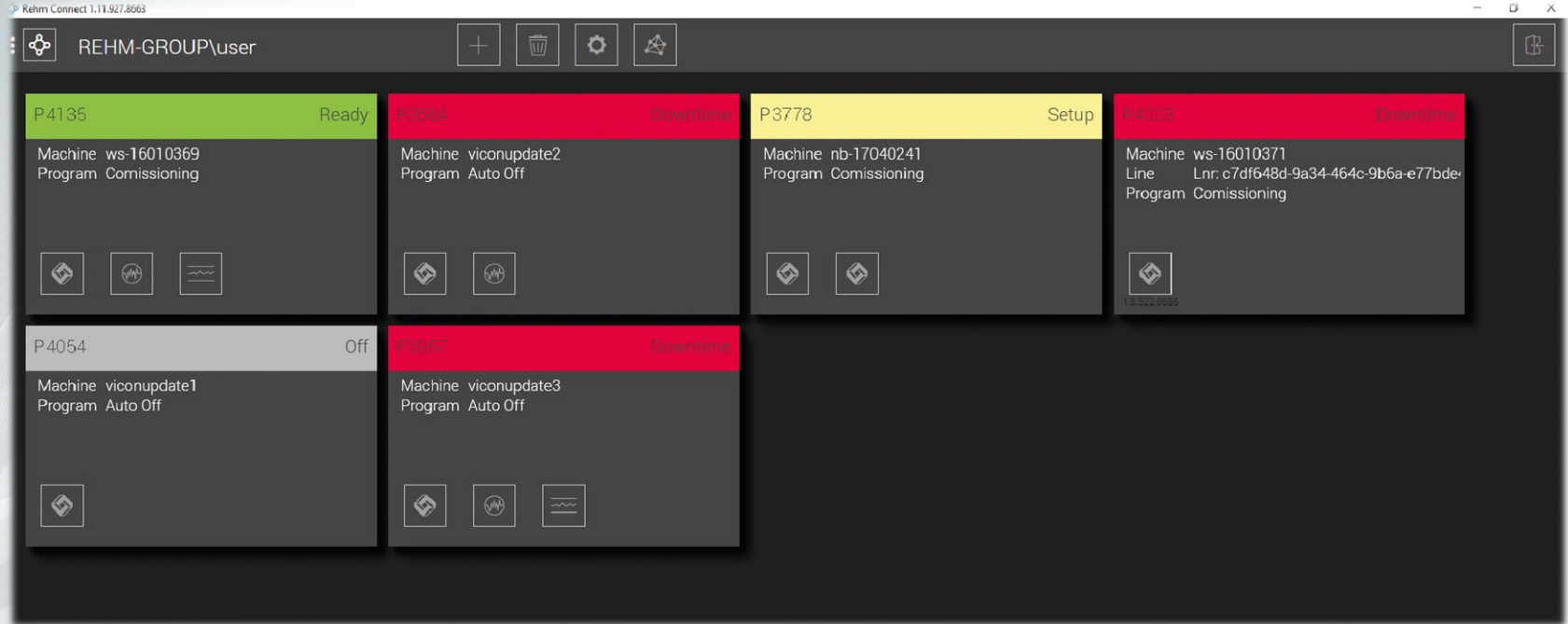
Zugriff auf den gesamten Rehm-Maschinenpark



ViCON Connect

Panoramica del parco macchine all'interno della rete aziendale
Accesso diretto a ciascun sistema

Overview of the machine park within the company network
Direct access to each system



The screenshot displays the ViCON Connect software interface. At the top, it shows the user 'REHM-GROUP\user' and several control icons (add, delete, settings, refresh). The main area is a grid of machine status cards:

- P4135** (Ready): Machine ws-16010369, Program Commissioning. Includes icons for home, status, and trends.
- P3554** (Downtime): Machine viconupdate2, Program Auto Off. Includes icons for home and status.
- P3778** (Setup): Machine nb-17040241, Program Commissioning. Includes icons for home and status.
- P4025** (Downtime): Machine ws-16010371, Line Lnr: c7df648d-9a34-464c-9b6a-e77bde-, Program Commissioning. Includes a home icon.
- P4054** (Off): Machine viconupdate1, Program Auto Off. Includes a home icon.
- P3357** (Downtime): Machine viconupdate3, Program Auto Off. Includes icons for home, status, and trends.

ViCONnect you!

WHAT

DO

WE

DO