



INSIGNUM Series – Power and Precision in Marking

Automatic Laser Marking System

INSIGNUM 3000 Laser



Description

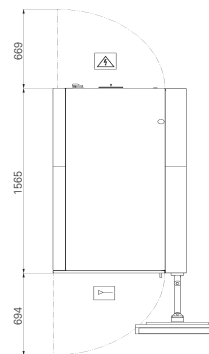
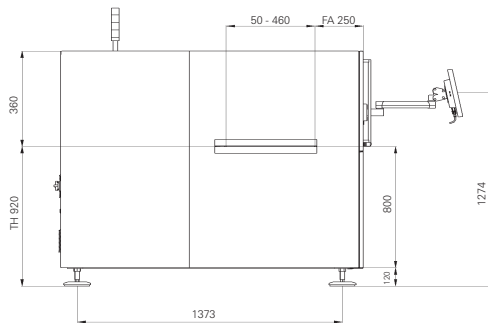
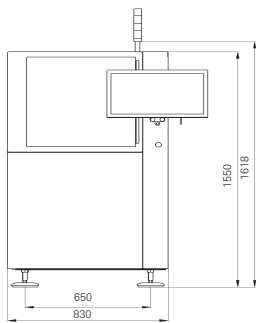
The ASYS inline Laser Marking System, INSIGNUM 3000 Laser, is used for direct laser marking of solder resist on PCBs. The laser assembly is mounted above the transport system on a servo-driven X/Y axis. The PCB to be marked is taken over onto the transport system and transported into the marking position. The laser now moves to a pre-programmed position and marks the predefined content, such as barcode, datamatrix codes, plain text or logos onto the product.

Features

- _ Compact design
- _ Cost-effective solution for PCB marking
- _ Marking area of 400 x 400mm

Options

- _ Fiducial camera
- _ Integrated turning station
- _ Bad mark recognition
- _ 2D quality check
- _ MES / ERP connection
- _ Exhaust system



INSIGNUM 3000 Laser

Machine configuration

Transport height	920 +/- 50mm
Interface	SMEMA
Transfer direction	From left to right/from right to left (option)
Operating side	Front of the machine
Fixed rail	Front of the machine

Panel dimensions

Panel length	70 to 460mm
Panel width	50 to 460mm
Panel thickness	0.8 to 3.0mm
Panel weight	Up to 2kg
Component height	+6mm (+/- 40mm option)
Coating	Solder Resist (other coatings upon request)

Installation requirements

Power supply	230 V / 115 V, 50 / 60 Hz, ± 10 %
Power supply system	L1 + N + PE
Power consumption	0.69kW
Air supply	6bar
Air consumption	<12 NI/min

Machine description

Length x width x height	830 x 1550 x 1480mm
Max laser window	80 x 80mm
Codes	Data Matrix ECC200 (Cellsize ≥ 0.127mm ≥ 5mil), Code 39, Code 128, 2/5 Interleaved
Positioning accuracy	+/- 150µm @5 Sigma (with fiducial recognition)
Noise Level	< 75dB

Upgrades

Machine networking via IC Net