

INSIGNUM Series – Power and Precision in Marking


Automatic Laser Marking System

INSIGNUM Laser


INSIGNUM 6000 Laser



3mil Version



XL Version



XXL Version

Description

The flexible INSIGNUM 6000 platform implements customer-specific requirements in the laser marking field. This includes model variants for double track solutions, the processing of large-size PCBs and the marking of e.g. ceramics, plastics and DBC substrates. Module sizes smaller than 3mil can also be realized. Transport system and laser types are individually adapted to the process requirements.

In the basic version, the system is equipped with a 10 Watt CO₂ laser and a transport system. On request, the system can also be equipped with fiber laser.

Features

- _ Linear X/Y axis system
- _ High-resolution camera
- _ SIMPLEX
- _ Compact design

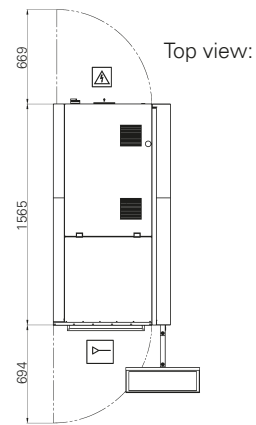
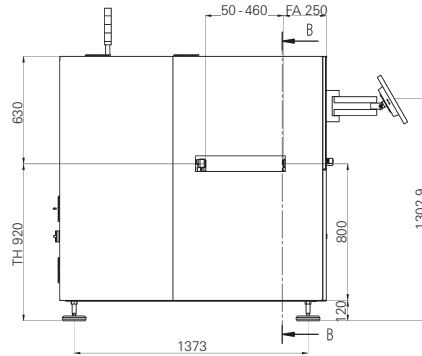
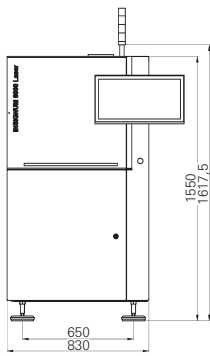
Versions & Options

- _ 3mil marking
- _ XL formats up to 1000 mm (upon request up to 1500mm)
- _ Double track
- _ Various CO₂ and fiber laser
- _ Integrated flip station
- _ Fume extraction unit
- _ Laser power measurement
- _ Offline programming station (programming of the system during production)
- _ Product Pool (connection of INSIGNUM systems to reduce set-up times)
- _ Connection to MES via ASYS Standard Interface
- _ Customized MES/ERP connections

SI SIMPLEX

SIMPLEX is a unique Human Machine Interface for monitoring. Immediately it is clear: operators and their specific needs are the focus. Buttons are optimized for quick touch screen entry and for the conditions in a manufacturing environment and control of highly complex machines.





INSIGNUM 6000 Laser

Version 3mil

Machine configuration

Transport height	920 mm ± 50 mm
Interface	SMEMA
Transfer direction	From left to right/from right to left
Operating side	Front of the machine
Fixed rail	Front of the machine

Panel dimensions

Panel length	70 to 420 mm
Panel width	50 to 320 mm
Panel thickness	0.8 to 4.0 mm
Panel weight	Up to 2 kg
Component height	± 40 mm
Coating	Solder Resist

Installation requirements

Power supply	230V/115V, 50/60 Hz, ± 10 %
Power supply system	L1 + N + PE
Power consumption	0.69 kW
Air supply	6 bar
Air consumption	<12 NI/min

Machine description

Length × Width × Height	830 × 1565 × 1550 mm
Max laser window	60 × 60 mm
Codes	Data Matrix ECC200 (Cellsize 3 mil), Code 39, Code 128, 2/5 Interleaved
Positioning accuracy	± 0.1 mm@5Sigma
Noise Level	< 75 dB

Upgrades

Machine networking via IC Net

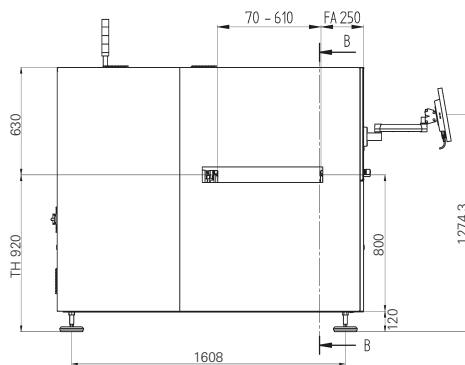
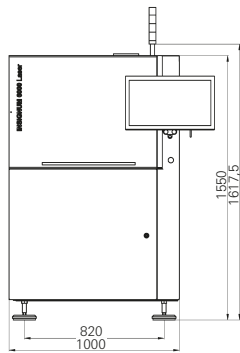
**ASYS
GROUP**

ASYS Automatisierungssysteme GmbH
Benzstrasse 10,
89160 Dornstadt, Germany
Tel (+49) 7348 9855 0
Fax (+49) 7348 9855 91
info@asys-group.com

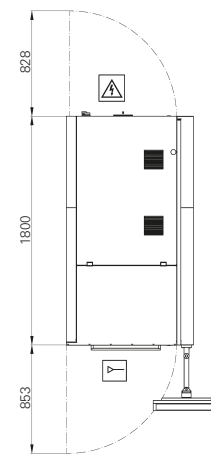
For more information visit
www.asys-group.com

Subject to change without notice.
Some general descriptions and performance characteristics may not be applicable to all products. Technical specifications are subject to change without notice. Only features and technical data provided in purchasing contract are legally binding.

Printed in Germany



Top view:



INSIGNUM 6000 Laser

Version XL

Machine configuration

Transport height	920 mm ± 50 mm
Interface	SMEMA
Transfer direction	From left to right/from right to left
Operating side	Front of the machine
Fixed rail	Front of the machine

Panel dimensions

Panel length	70 to 610 mm
Panel width	50 to 610 mm
Panel thickness	0,8 to 4,0 mm
Panel weight	Up to 3 kg
Component height	± 40 mm
Coating	Solder resist (color change)

Installation requirements

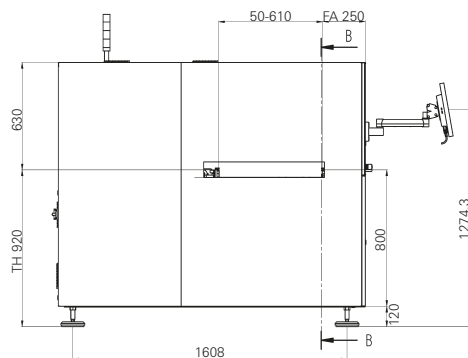
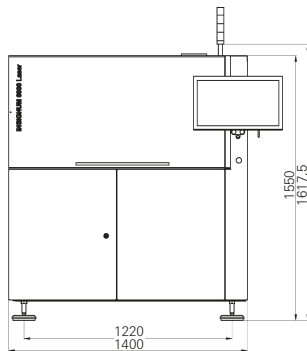
Power supply	230V / 115V, 50 / 60 Hz, ± 10 %
Power supply system	L1 + N + PE
Power consumption	0,69 kW
Air supply	6 bar
Air consumption	< 12 NI/min

Machine description

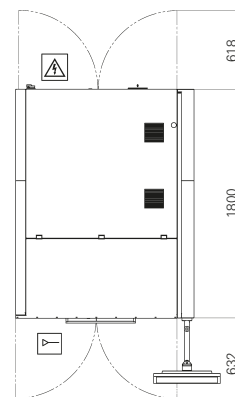
Length × Width × Height	1000 × 1800 × 1550 mm
Max laser window	80 × 80 mm
Codes	Data Matrix ECC200
	Code 39, Code 128, 2/5 Interleaved
Noise Level	< 75 dB

Upgrades

Machine networking via IC Net



Top view:



INSIGNUM 6000 Laser

Version XXL

Machine configuration

Transport height	920 mm ± 50 mm
Interface	SMEMA
Transfer direction	From left to right / from right to left
Operating side	Front of the machine
Fixed rail	Front of the machine

Panel dimensions

Panel length	70 to 1000 mm
Panel width	50 to 610 mm
Panel thickness	0,8 to 4,0 mm
Panel weight	Up to 3 kg
Component height	± 40 mm
Coating	Solder resist

Installation requirements

Power supply	230V / 115V, 50 / 60 Hz, ± 10 %
Power supply system	L1 + N + PE
Power consumption	0,69 kW
Air supply	6 bar
Air consumption	< 12 NI/min

Machine description

Length × Width × Height	1400 × 1800 × 1550 mm
Max laser window	80 × 80 mm
Codes	Data Matrix ECC200
	Code 39, Code 128, 2/5 Interleaved
Noise Level	< 75 dB

Upgrades

Machine networking via IC Net

**ASYS
GROUP**

ASYS Automatisierungssysteme GmbH
Benzstrasse 10,
89160 Dornstadt, Germany
Tel (+49) 7348 9855 0
Fax (+49) 7348 9855 91
info@asys-group.com

For more information visit
www.asys-group.com

Subject to change without notice.
Some general descriptions and performance characteristics may not be applicable to all products. Technical specifications are subject to change without notice. Only features and technical data provided in purchasing contract are legally binding.

Printed in Germany